WRJ45E END VIEW

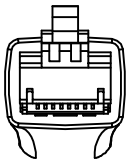

12345678

1 = WHITE/ORANGE (+TX)
2 = ORANGE (−TX)
3 = WHITE/GREEN (+RX)
4 = BLUE
5 = WHITE/BLUE
6 = GREEN (−RX)
7 = WHITE/BROWN
8 = BROWN

Ethernet

FEMALE END VIEW

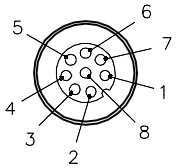

1 = WHITE/BLUE
2 = WHITE/BROWN
3 = BROWN
4 = ORANGE (−TX)
5 = WHITE/GREEN (+RX)
6 = WHITE/ORANGE (+TX)
7 = BLUE
8 = GREEN (−RX)

euro fast. Ethernet

MOUNTING HOLE

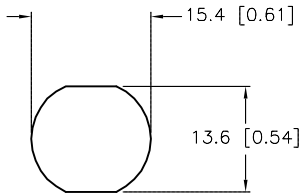

SPECIFICATIONS

CONTACT CARRIER MATERIAL (J1)	TPU
MOLDED HEAD MATERIAL/COLOR (J1)	TPU/BLACK
CONTACT MATERIAL/PLATING (J1)	BRASS/GOLD
COUPLING NUT MATERIAL/PLATING (J1)	BRASS/NICKEL
CONTACT CARRIER MATERIAL (P1)	POLYCARBONATE
MOLDED HEAD MATERIAL/COLOR (P1)	TPU/BLACK
CONTACT MATERIAL/PLATING (P1)	BRONZE/GOLD
RATED CURRENT [A]	1.5 A
RATED VOLTAGE [V]	42 V
OUTER CABLE JACKET MATERIAL/COLOR	TPE/TEAL
CONDUCTOR INSULATION MATERIAL	HDPE
NUMBER OF CONDUCTORS [AWG]	8x24 AWG, STRANDED, CAT 5e
TEMPERATURE RANGE	−40°C to +75°C (−40°F to +167°F)
PROTECTION CLASS	MEETS NEMA 1,3,4,6P AND IEC IP68, [IP20 (RJ45)]

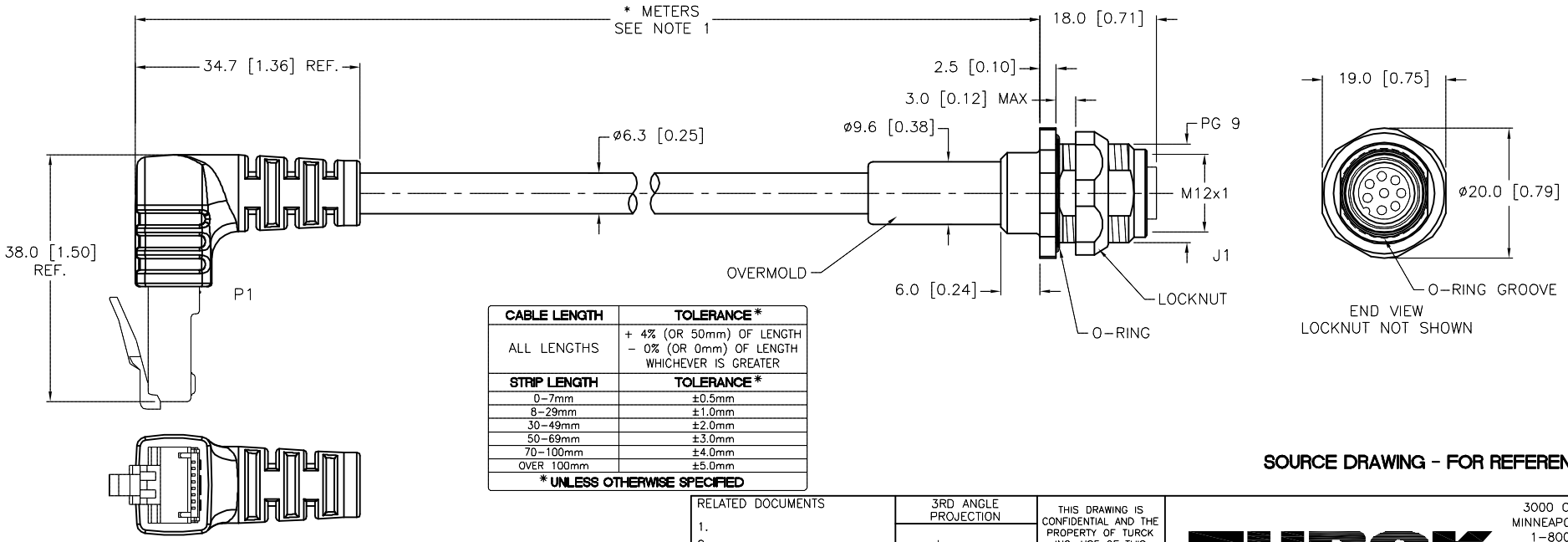

CABLE LENGTH	TOLERANCE *
ALL LENGTHS	+ 4% (OR 50mm) OF LENGTH − 0% (OR 0mm) OF LENGTH WHICHEVER IS GREATER
STRIP LENGTH	**TOLERANCE ***
0−7mm	±0.5mm
8−29mm	±1.0mm
30−49mm	±2.0mm
50−69mm	±3.0mm
70−100mm	±4.0mm
OVER 100mm	±5.0mm
* UNLESS OTHERWISE SPECIFIED	

SOURCE DRAWING - FOR REFERENCE ONLY

NOTES:

1. "*" INDICATES CABLE LENGTH IN METERS. CONTACT TURCK TO ORDER SPECIFIC LENGTHS.

REV	DESCRIPTION	BY	DATE	ECO NO.
F	UPDATE CABLE SPECIFICATION	KMY	06/19/13	41342

RELATED DOCUMENTS
1.
2.
3.
4.

MATERIAL

FINISH

3RD ANGLE PROJECTION

ALL DIMENSIONS DISPLAYED ON THIS DRAWING ARE FOR REFERENCE ONLY

CONTACT TURCK FOR MORE INFORMATION

THIS DRAWING IS CONFIDENTIAL AND THE PROPERTY OF TURCK INC. USE OF THIS DOCUMENT WITHOUT WRITTEN PERMISSION IS PROHIBITED.

TURCK

3000 CAMPUS DRIVE
MINNEAPOLIS, MN 55441
1-800-544-7769
(763) 553-7300
(763) 553-0708 fax
www.turck.us

DRFT RDS | DATE 02/13/08
APVD | SCALE 1=1.0

UNIT OF MEASUREMENT
MILLIMETER [INCH]
DO NOT SCALE THIS DRAWING

DESCRIPTION: WRJ45E FKFD 840−*M

IDENTIFICATION NO.

REV: F

FILE: 777021073

SHEET 1 OF 1